



# CRYSTAL CAN RELAY

## 10 AMPERE DC or AC COIL

Series  
T

### Product Description


The economical approach to high current switching in a relay design for commercial and military applications. Through unique design innovations, this device incorporates an optimized magnetic structure and massive contact switching paths in less than 0.65 cubic inches. With proven switching characteristics of 10 amperes in excess of 100.000 operations under all environments, it performs in a wide variety of switching applications.

The following construction features ensure the highest reliability in extreme environments:

- All welded relay construction
- Cleaning and sealing techniques ensures maximum internal cleanliness
- 10 amperes switching
- 2 form C, DPDT contacts, special metal alloy with gold plating

### Series Types

- **2T** Basic Relay, 2 form C, DPDT
- **2TR** Basic Relay combined with internal bridge diode, for AC operation



### Environmental and Physical Specifications

<b>Temperature (Ambient)</b>	- 65°C to + 125°C
<b>Shock</b>	100 g, 6 ms.
<b>Vibration (sinusoidal)</b>	20 g, 10 to 2000 Hz
<b>Acceleration</b>	30 g
<b>Sealing</b>	All welded, Hermetic
<b>Weight</b>	2,0 oz. (56,70 grams) max.

### Electrical Characteristics (over the Temperature range. Unless otherwise noted)

Coil Data	See Typical Characteristics chart		
Contact Rating	Type Load	Contact Load	Cycles min.
(Note: All ratings with grounded case)	Resistive	10 A / 28 Vdc	100.000
		5 A / 115Vac, 400 Hz	100.000
		3 A / 115 Vac, 60 Hz	100.000
	Inductive	6 A / 28 Vdc (200 mH)	100.000
<b>Contact Resistance</b>	0,01 Ω max. initial		
<b>Operate Time</b>	13,0 ms. Max. at 25°C		
<b>Release Time</b>	13,0 ms. Max. at 25°C, Series T	16,0 ms. max. at 25°C, Series TR	
<b>Contact Bounce</b>	5,0 ms. Max. at 25°C, normally close contacts	5,0 ms. Max. at 25°C, normally open contacts	
<b>Dielectric Strength</b>	1.000 Vrms min., 60 Hz, all points, 500 Vrms min. between open contacts and coil to case, at sea level		
<b>Insulation Resistance</b>	1.000 MΩ min. all points at 500 Vdc		
<b>Sensitivity</b>	500 mW at pick-up, 1,7 W typical at nominal rated coil voltage, at 25 °C		



# CRYSTAL CAN RELAY 10 AMPERE DC or AC COIL

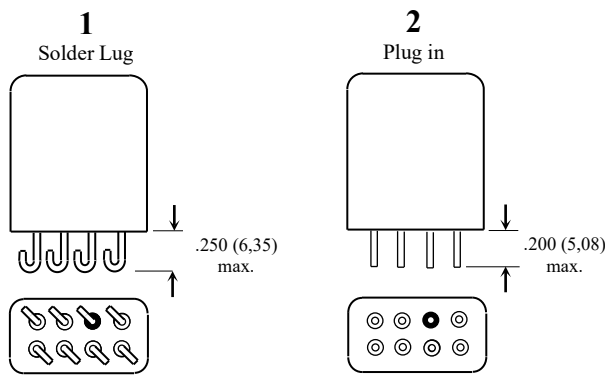
Series  
**T**

## Typical Characteristics

Series Types	Voltage Code	Coil Voltage [Vdc]		Coil Resistance [Ω] ± 10% at 25°C	Pick-up [Vdc] Max. at 25°C	Drop-out [Vdc] Min. at 25°C	Coil Suppression [Vdc]
		Nominal	Max.				
<b>2T</b>	106	6,0	7,2	22	3,3	0,5	47
	112	12,0	14,4	90	6,7	1,0	47
	126	26,5	32,0	330	13,0	2,0	47
	215	115,0	125,0	7500	63,0	5,0	134
<b>2TR</b>	112	12,0	14,0	90	8,0	1,0	
	124	24,0	32,0	330	14,5	2,0	
	215	115,0	125,0	7500	66,0	7,0	
	320	220,0	250,0	25000	120,0	10,0	

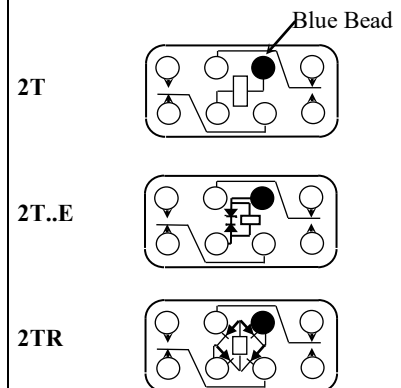
Note:  
AC operation, 60 to 400 Hz

## Terminal Styles

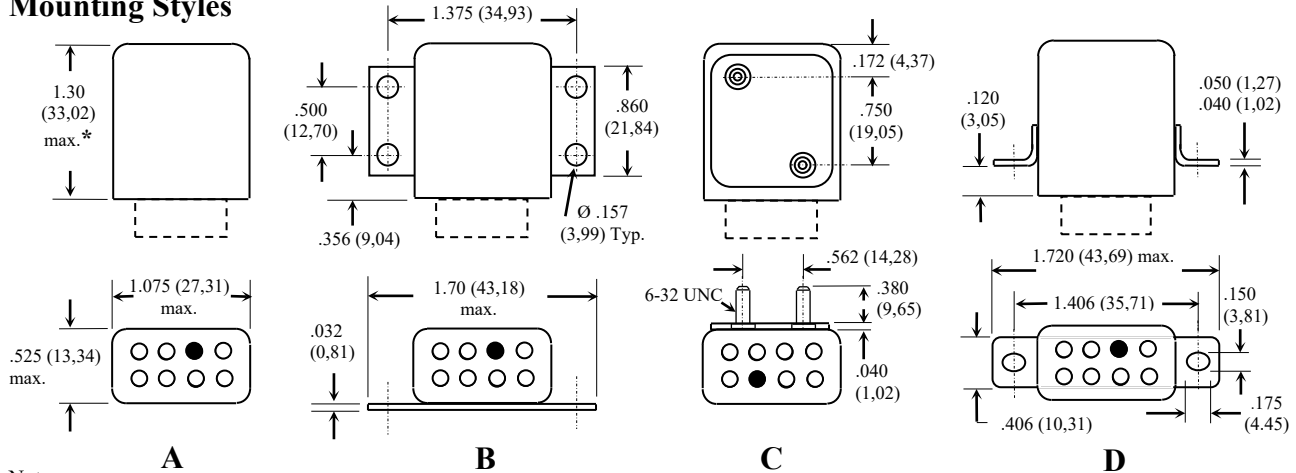


Note:  
- Dimensions are shown in inches (millimetres)  
- Terminal spacing is .200 (5,08). Terminal diameter is .050 (1,27) ± .002 (0,05)

## Schematic Diagrams



## Mounting Styles



Note:  
- Dimensions are shown in inches (millimetres).  
- " \* " 2TR series type: 1.34 (34,03) max.

## How to Order (Part Numbering System)

Series	AC Operation	DC Operation	2TR - 2	2T - 2	A - 126	A - 126 E	With internal voltage suppressor	Voltage Code	Mounting Style